

Buckeye-Woodhill Neighborhood Factsheet



Demographics (2010-2014 ACS 5-Year Estimates)

	Buckeye-Woodhill		Cleveland	
	Count	%	Count	%
Total Population	6,967		392,114	
Under age 18	2,279	32.7%	92,191	23.5%
Age 18-64	3,966	56.9%	251,135	64.1%
Age 65+	723	10.4%	48,788	12.4%
Race and Ethnicity				
White	327	4.7%	157,419	40.1%
Black/African American	6,570	94.3%	204,249	52.1%
Asian/Pacific Islander	2	0.0%	6,711	1.7%
Other/more than one race	69	1.0%	23,735	6.1%
Hispanic or Latino (of any race)	205	2.9%	39,406	10.0%
Household Makeup				
Families with own children	925	32.3%	40,180	24.1%
Single-parent families with children	898	31.4%	28,154	16.9%

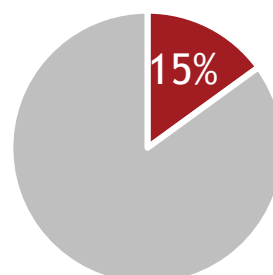
Employment and Income (2010-2014 ACS 5-Year Estimates)

	Buckeye-Woodhill		Cleveland	
	Count	%	Count	%
Labor Force Participation, age 16+	2,596	53.0%	182,834	58.9%
Median Household Income	\$15,002		\$26,179	
Public Benefits Income				
Households with Social Security Income	649	22.3%	46,237	27.7%
Households with Cash Public Assistance Income	312	10.7%	11,977	7.2%
Households that received SNAP (food stamps)	1,559	53.5%	57,501	34.5%

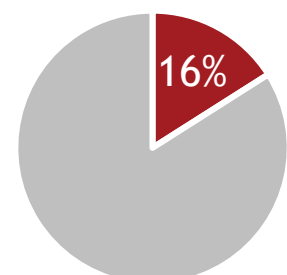
Health Coverage (2010-2014 ACS 5-Year Estimates)

Percent of people with *no* health insurance coverage:

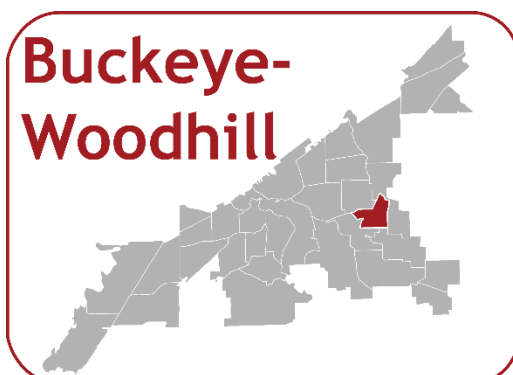
Buckeye-Woodhill



Cleveland



Note: The current uninsured rates are likely lower due to the implementation of the Affordable Care Act.



Buckeye-Woodhill Neighborhood Factsheet



Poverty (2010-2014 ACS 5-Year Estimates)

	Buckeye-Woodhill		Cleveland	
	Count	%	Count	%
Persons living below poverty	3,728	54.5%	136,860	35.9%
Children (Age 0-17) living below poverty	1,629	75.9%	48,267	53.5%
Families with children living below poverty	727	66.7%	21,622	46.3%
Seniors (Age 65+) living below poverty	199	27.6%	9,819	21.0%
Persons in deep poverty (under 50% of poverty)	2,416	35.3%	68,532	18.0%
Persons in or near poverty (under 200% of poverty)	5,509	80.6%	233,518	61.2%

Education (2010-2014 ACS 5-Year Estimates)

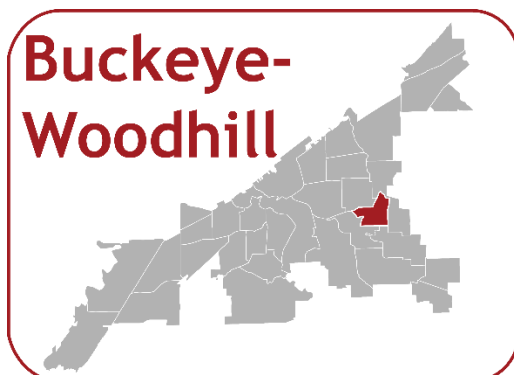
	Buckeye-Woodhill		Cleveland	
	Count	%	Count	%
Persons (Age 25+) with a High School diploma or less	2,439	64.4%	141,855	55.6%
Persons (Age 25+) with a Bachelor's degree or higher	212	5.6%	38,705	15.2%
Youth who are high school dropouts	44	-	2,045	-

Housing Affordability (2010-2014 ACS 5-Year Estimates)

	Buckeye-Woodhill	Cleveland
<i>Unaffordable housing: Housing costs are more than 30% of the household income</i>		
Owner-occupied households in unaffordable housing	42.7%	32.6%
Renter-occupied households in unaffordable housing	62.0%	52.8%
Overall households in unaffordable housing	56.4%	44.0%

Teen Birth (2010-2014 Ohio Department of Health, U.S. Census Bureau)

Rates are per 1,000 Females	Buckeye-Woodhill		Cleveland	
	5-Year Total	Rate	5-Year Total	Rate
Teen Births	111	62	4,172	59



Sources: 2010-2014 ACS 5-Year Estimates for Cleveland neighborhoods were calculated by NODIS at Cleveland State University. Because geographies are small, margins of error may be high, and differences between geographies should be interpreted with caution. 2010-2014 Teen Birth data are from Ohio Department of Health, compiled by The Center for Community Solutions. Rates are calculated using U.S. Census Bureau population data.