



State of Health and Human Services

The Safety Net



10.8%


of all Ohioans are **food insecure**, lowest 22% of states

\$20M

predicted cost to provide **free school breakfast** to Ohio children

19.6%

1 in 5 Ohio children are **food insecure**



\$85B

economic activity **the SNAP program** annually produces for Ohio's economy



25%

only 25% of Ohio **families** with children **living in poverty** receive **cash assistance**


26%



of **calls** to Ohio County JFS offices **unanswered** during 2020-2022

↓ 14.5%

rate of **decline in WIC participation** over the past two years



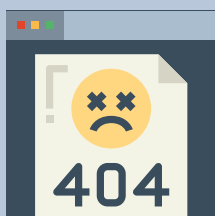
\$583M

Ohio's **unspent TANF block grant funds** (80%)



88%

of **child-only families** on Ohio Works First (**TANF**) caseload



Ohio is just **1 of 9 states** without **remote benefit issuance** in the WIC program. With a full quarter of County JFS call center inquiries going unanswered, **technology improvements are needed** to better serve working families.

